



What is Multiplication?

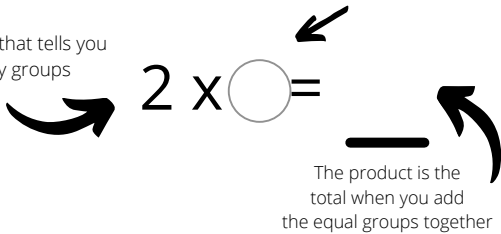
The number of **GROUPS** x the **AMOUNT** in each group.

Use this worksheet to practice making 2 equal groups by placing equal amounts of candy in each circle. Then, fill in the missing factor that shows the amount that you have in each circle. Count how many you have altogether. This is your total, and also the product. Write the product after the equals sign.



The number of this factor is the equal amount in each group.

2 is the factor that tells you how many groups



$2 \times =$	$2 \times =$	$2 \times =$
$2 \times =$	$2 \times =$	$2 \times =$
$2 \times =$	$2 \times =$	$2 \times =$

If you don't have any small items to practice with for multiplication, cut along the dotted line, and cut out the candy squares to use as you practice multiplying by 2.

